

Plant Stand

I created TWO plant stands from a standard 2x4x8

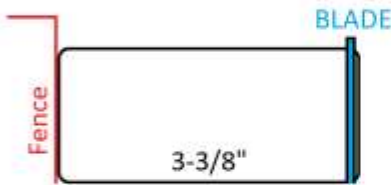
I added dados to the legs so I did not need to add any ugly screws.

If you choose to make these as an indoor / outdoor option, be sure you choose the correct stain / sealant for outdoor to prevent fading

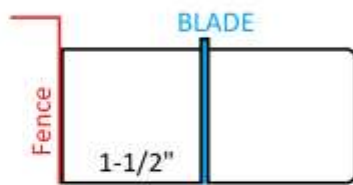
I added a decorative border to the top using my palm router to make it a little more pinkies out



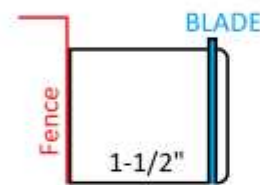
Removing the rounded edges:



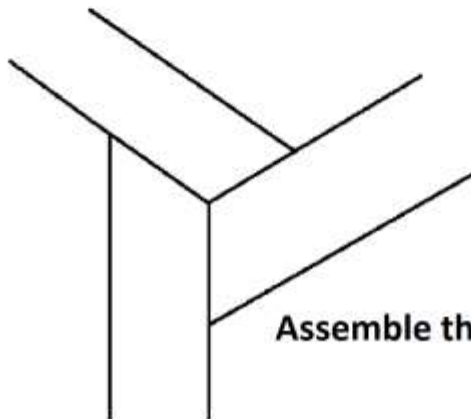
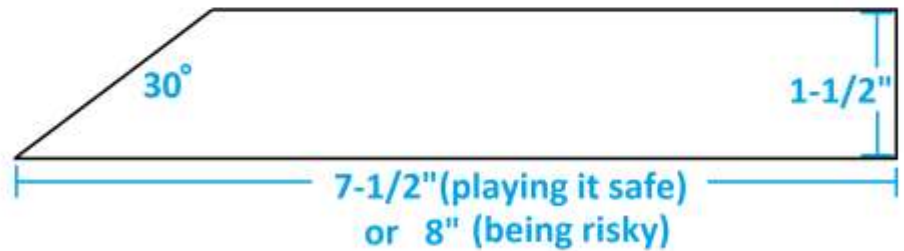
Set the table saw fence to 3-1/8" to remove the outside rounded edge



Then, flip your 2x4 over so the squared edge is against the fence, and cut your first 1-1/2" dowel



Run the remaining board through one last time to square the remaining side



Assemble the centers in this pattern

Free Video Tutorial



WhosTheVoss.com